

LOUIS CHEVROLET
SWISS WATCHES

INSTRUCTION MANUAL CLASSIC 8

Version 1
November 2018

Congratulations and thank you for your purchase.

**By choosing this watch you have entered the
Louis Chevrolet universe!**

Being of Swiss origin and born just a few kilometers from our factory, we had to honor Louis Chevrolet, the illustrious man who made history.

From car mechanics to watchmaking precision, there was only one step to take. The latter was all the easier because his father was himself a talented watchmaker.

You are now one of the thousands of ambassadors of our brand!
Welcome to the Louis Chevrolet family

André SAUNIER
CEO





LOUIS CHEVROLET SWISS WATCHES SA
En Roche de Mars 10
2900 Porrentruy - Switzerland



info@louischevrolet.ch



+41 (0)32 465 38 08



@louischevrolet



louischevroletwatches



@Louis_Chevrolet

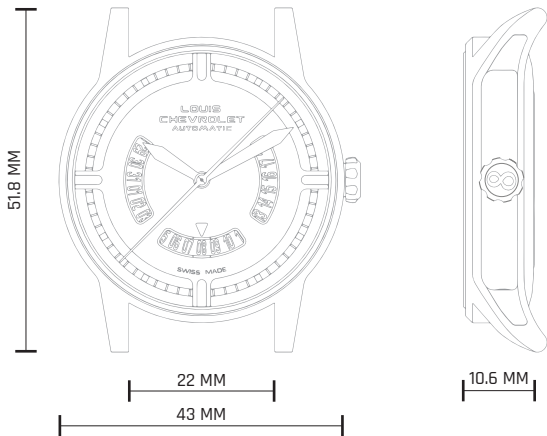


Louis Chevrolet Swiss Watches



Technical specifications	p.6
Watch presentation	p.7
Winding	p.8
Date correction	p.9
Setting the time	p.10

Technical specifications



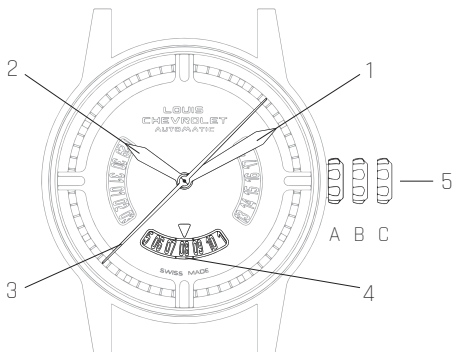
Case

65 grams
 316L stainless steel
 Sapphire two sides anti-reflective crystal
 Water resistant 100 meters / 330 feet

Movement

ETA 2824-2 automatic
 Apparent
 Hours, minutes, sweep seconds, date
 Frequency of 28800 A/h ; 4 Hz
 Power reserve of 38 hours
 25 jewels

Watch presentation



- 1 - Minutes hand
- 2 - Hours hand
- 3 - Seconds hand
- 4 - Date
- 5 - Crown

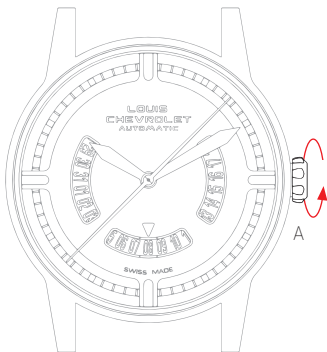
A : Normal position (winding position)

B : Date correction position

C : Setting time position (stopping second)

LC

Winding



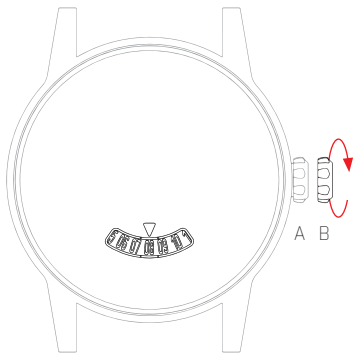
- Self-winding

The automatic movement will rewind your Classic 8 once you have it on your wrist.

- Winding while stopped

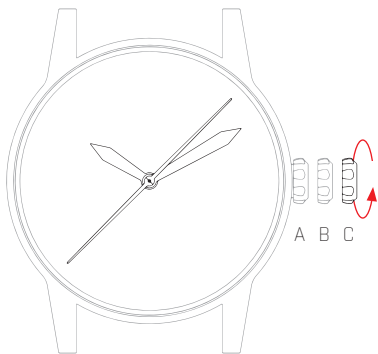
The maximum power reserve can be restored by turning the crown clockwise around 30 times.

Date correction



- Pull the crown out to position B.
(watch still running)
- Turn the crown anticlockwise until the required date appears.
- Push the crown back into position A.

Setting the time



- Pull the crown out to position C.
(watch stopped)
- Turn the crown, until the current time is displayed.
(remember the 24-hour cycle)
- Push the crown back into position A.

***"NEVER
GIVE UP"***