



**LOUIS CHEVROLET**  
**SWISS WATCHES**

INSTRUCTION MANUAL FRONTENAC LC11

Version 1  
January 2020



**Congratulations and thank you for your purchase.**

**By choosing this watch you have entered the  
Louis Chevrolet universe!**

Being of Swiss origin and born just a few kilometers from our factory, we had to honor Louis Chevrolet, the illustrious man who made history.

From car mechanics to watchmaking precision, there was only one step to take. The latter was all the easier because his father was himself a talented watchmaker.

You are now one of the thousands of ambassadors of our brand!  
Welcome to the Louis Chevrolet family

André SAUNIER  
CEO



## Contact



LOUIS CHEVROLET SWISS WATCHES SA  
En Roche de Mars 10  
2900 Porrentruy - Switzerland



[info@louischevrolet.ch](mailto:info@louischevrolet.ch)



+41 (0)32 465 38 08



[@louischevrolet](https://www.facebook.com/louischevrolet)



[louischevroletwatches](https://www.instagram.com/louischevroletwatches)



[@Louis\\_Chevrolet](https://twitter.com/Louis_Chevrolet)



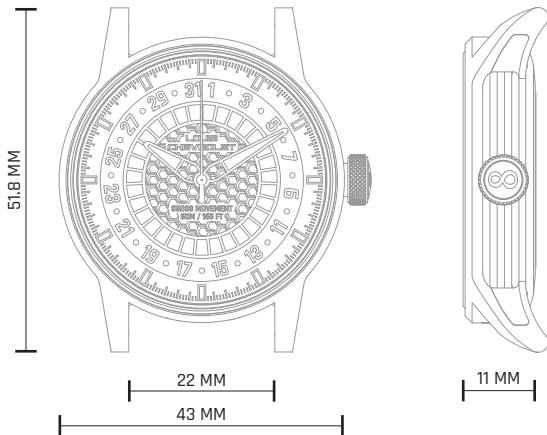
Louis Chevrolet Swiss Watches



Technical specifications	p.6
Watch presentation	p.7
Date correction	p.8
Setting the time	p.9



## Technical specifications



### Case

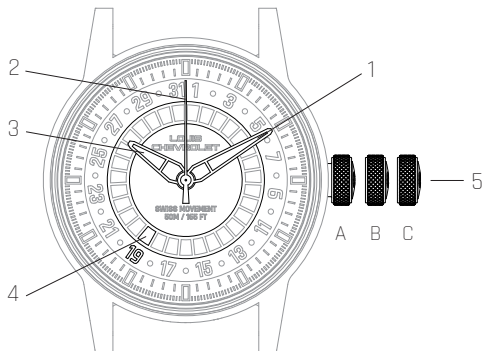
64 grams  
316L stainless steel  
Sapphire two sides anti-reflective crystal  
Water resistant 50 meters / 165 feet  
Luminous hands, index and date

### Movement

RONDA 515 quartz  
Hours, minutes, sweep seconds, flying date  
Autonomy of 45 months



## Watch presentation



- 1 - Minutes hand
- 2 - Seconds hand
- 3 - Hours hand
- 4 - Flying date
- 5 - Crown

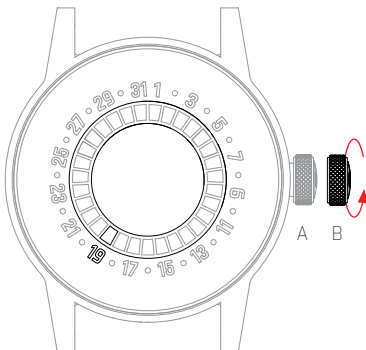
A : Normal position

B : Date correction position

C : Setting time position (stopping second)



## Date correction

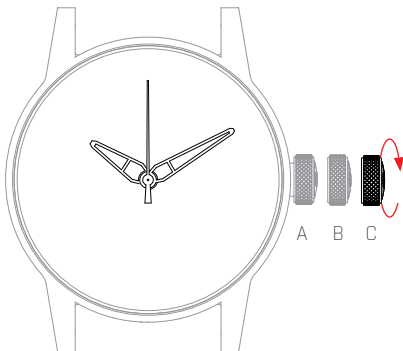


- Pull the crown out to position B.  
(watch still running)
- Turn the crown clockwise until the required date appears.
- Push the crown back into position A.





## Setting the time



- Pull the crown out to position C.  
(watch stopped)
- Turn the crown, until the current time is displayed.  
(remember the 24-hour cycle)
- Push the crown back into position A.

"NEVER  
GIVE UP"